



Survey: PostgreSQL Community Profile Survey

Report: Default Report

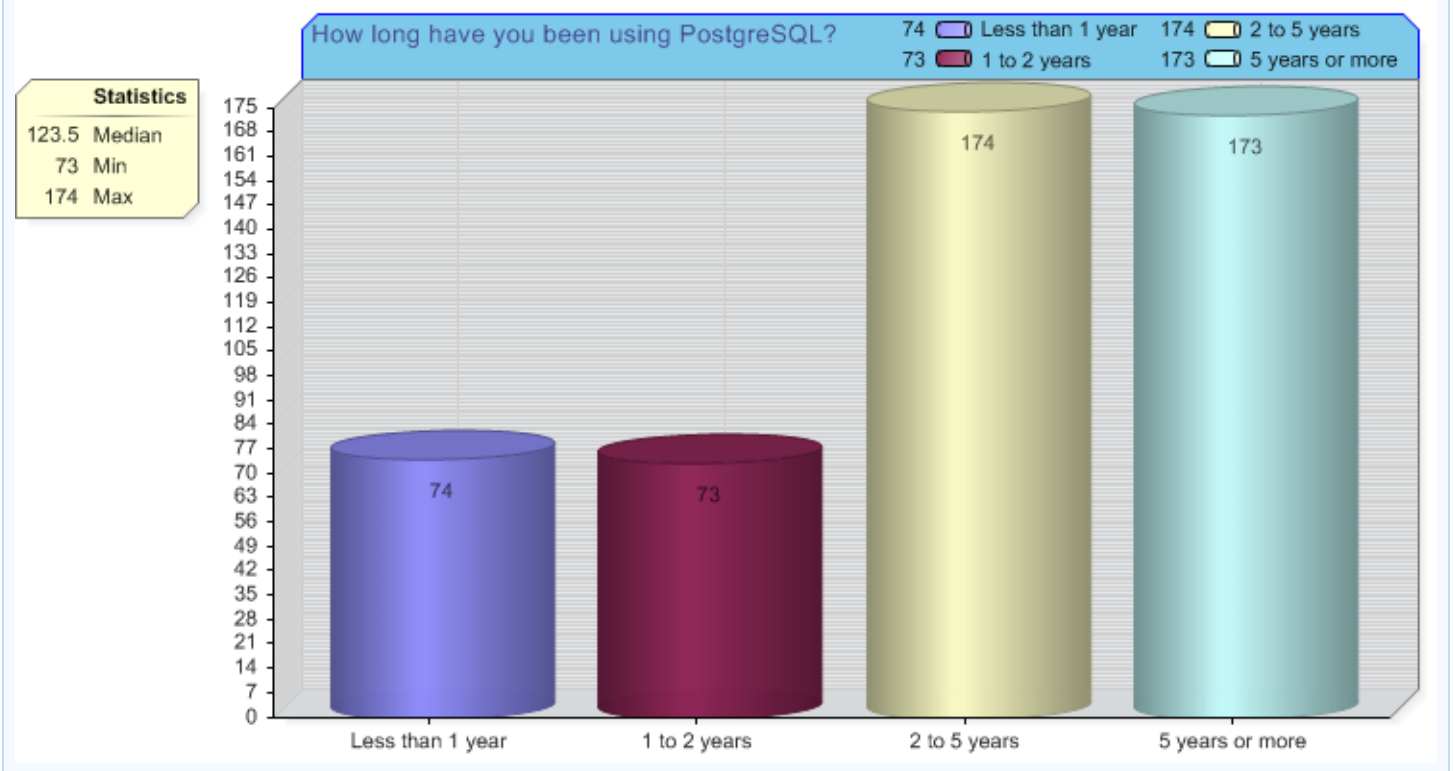
Survey Status		Respondent Statistics		Points Summary:			Convert to PDF Email PDF Export to Excel
Status:	Closed	Total Responses:	494	Max Attainable:	0	100%	
Deploy Date:	06/25/2009	Completes:	415	Highest:	0	0%	
Closed Date:	06/29/2009	Partials:	79	Lowest:	0	0%	
				Average:	0	0%	
				Median:	0	0%	

View Questions: 1 to 5

1. How long have you been using PostgreSQL?

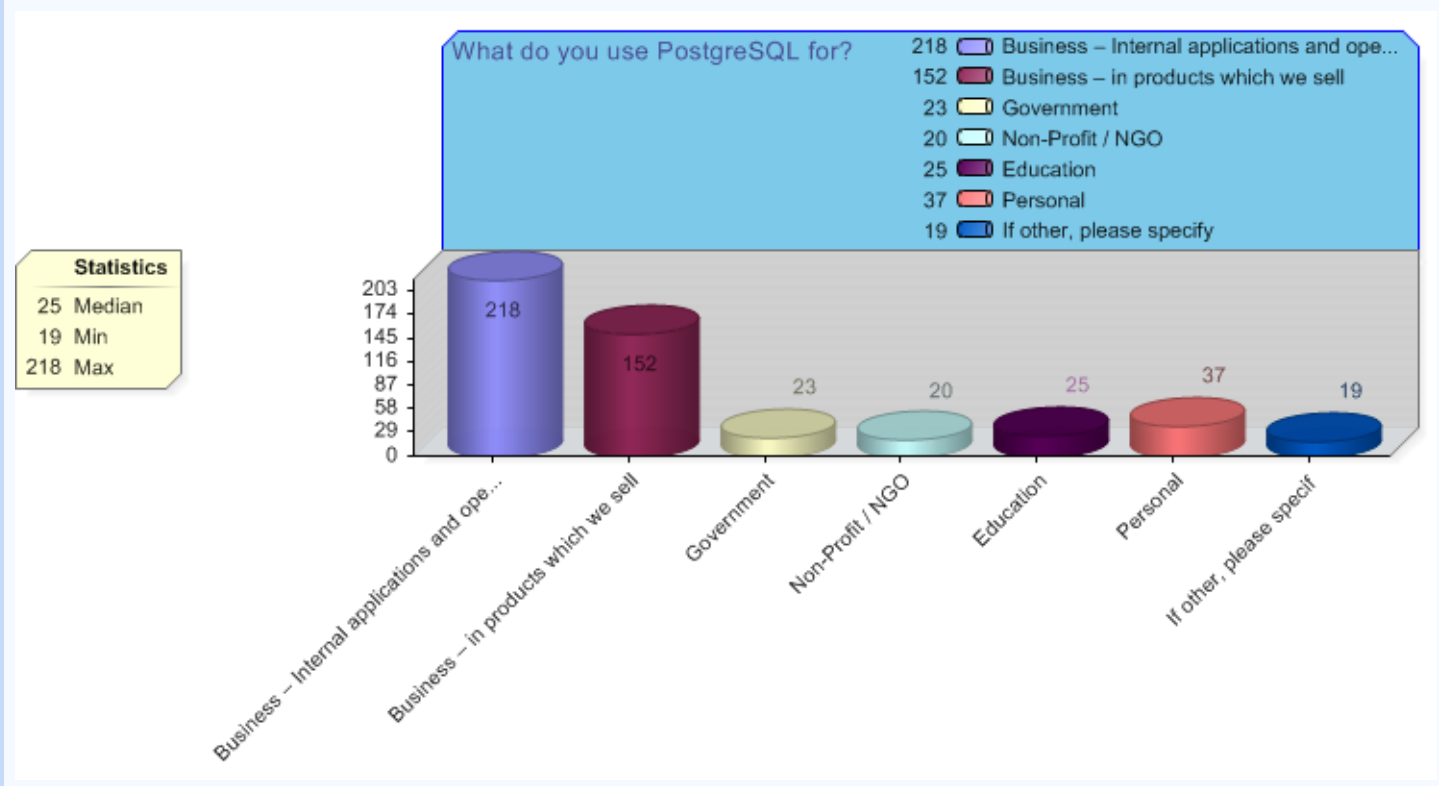
	Responses	Percent
Less than 1 year (0 Points):	74	14.98%
1 to 2 years (0 Points):	73	14.78%
2 to 5 years (0 Points):	174	35.22%
5 years or more (0 Points):	173	35.02%
Total Responded to this question:		494
Total who skipped this question:		0
Total:		494

Points Summary:
Highest: 0 Lowest: 0 Average: 0 Median: 0



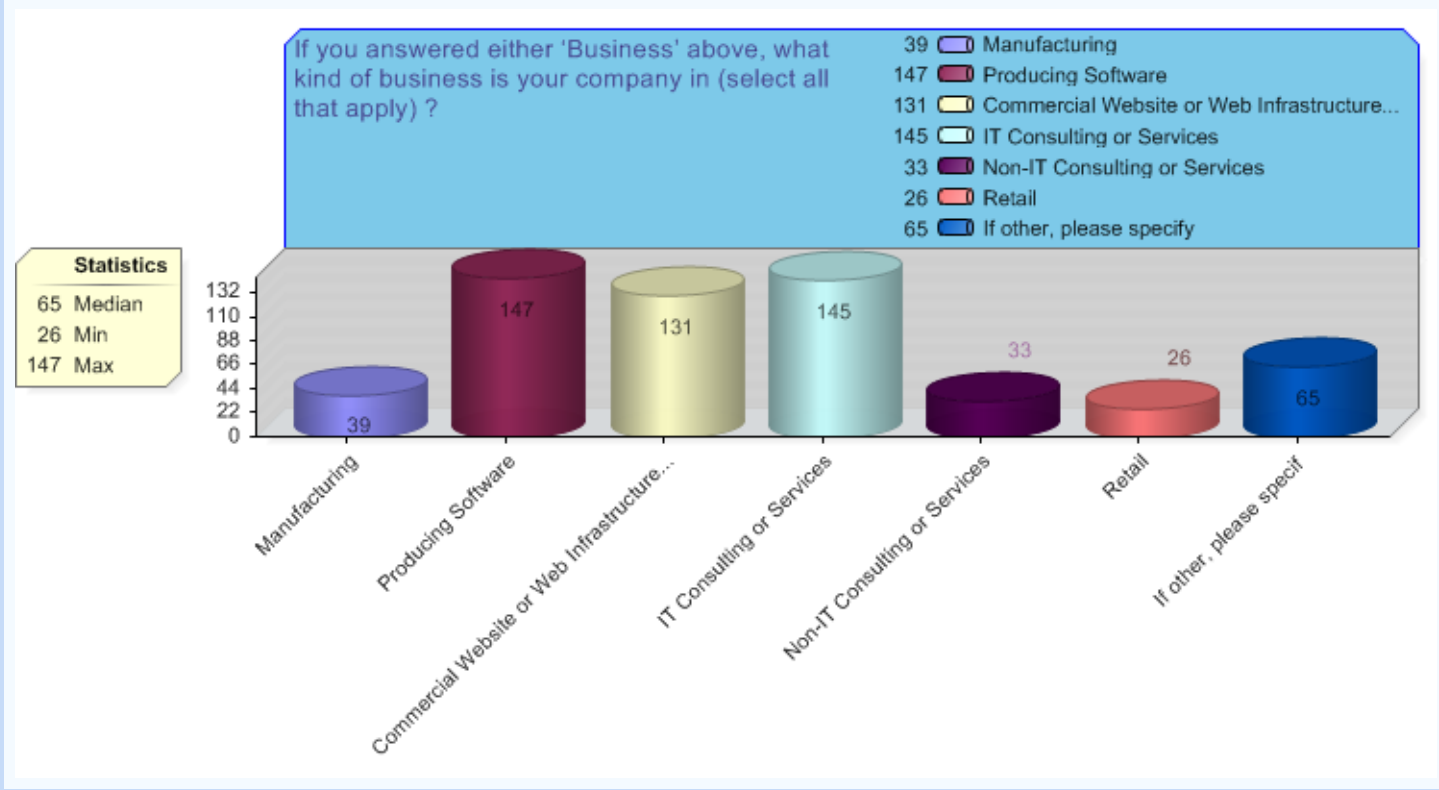
2. What do you use PostgreSQL for?

	Responses	Percent
Business – Internal applications and operations:	218	44.13%
Business – in products which we sell:	152	30.77%
Government:	23	4.66%
Non-Profit / NGO:	20	4.05%
Education:	25	5.06%
Personal:	37	7.49%
If other, please specify :	19	3.85%
Total Responded to this question:	494	100%
Total who skipped this question:	0	0%
Total:	494	100%



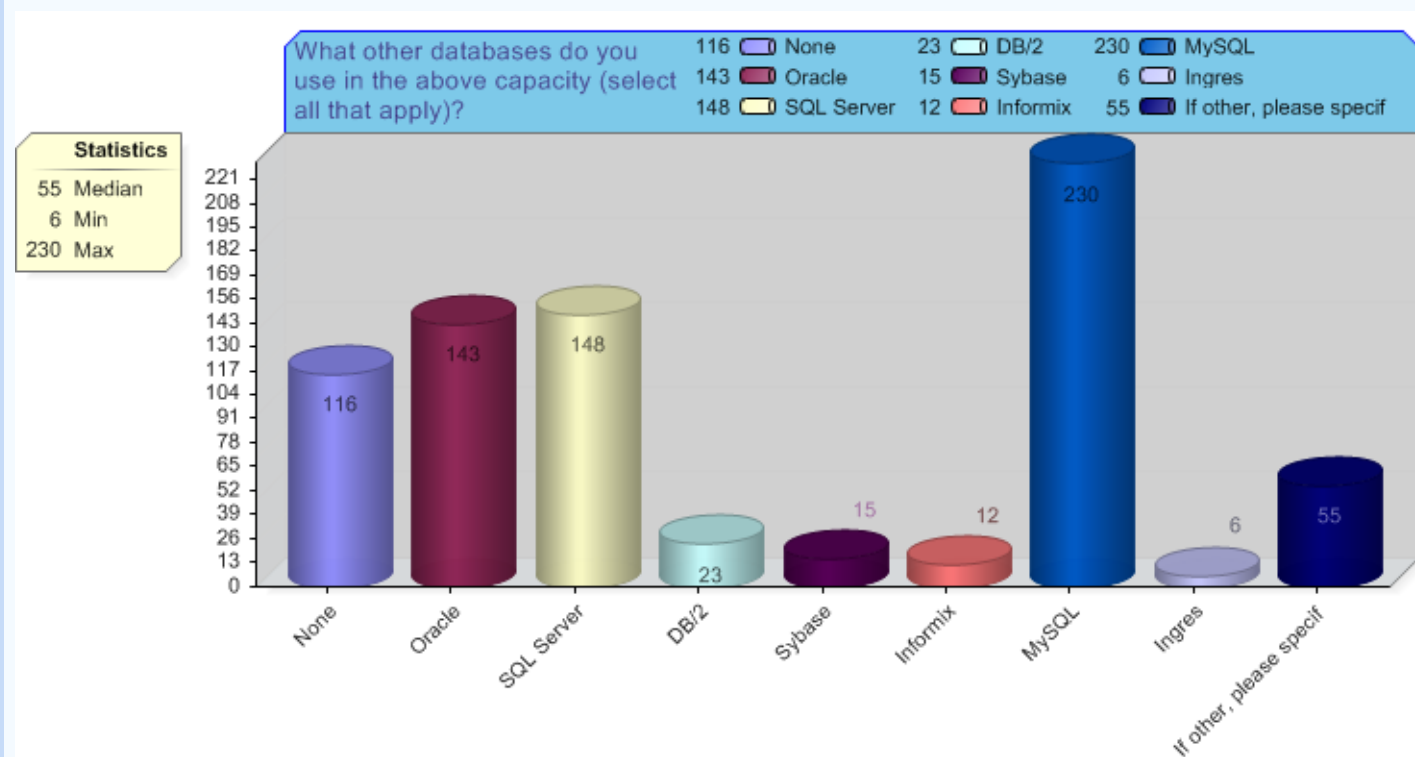
3. If you answered either 'Business' above, what kind of business is your company in (select all that apply) ?

	Responses	Percent
Manufacturing:	39	9.87%
Producing Software:	147	37.22%
Commercial Website or Web Infrastructure:	131	33.16%
IT Consulting or Services:	145	36.71%
Non-IT Consulting or Services:	33	8.35%
Retail:	26	6.58%
If other, please specify :	65	16%
Total Responded to this question:	395	79.96%
Total who skipped this question:	99	20.04%
Total:	494	100%



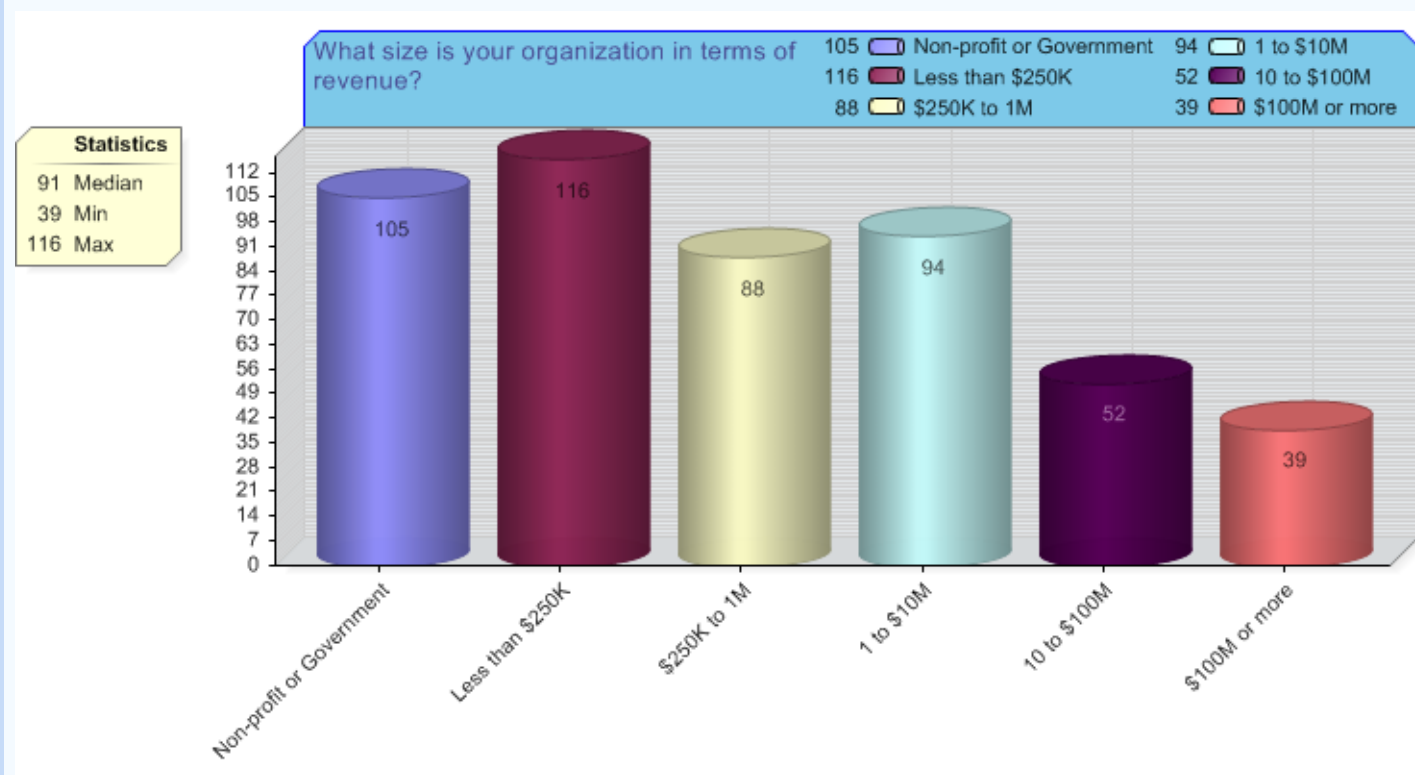
4. What other databases do you use in the above capacity (select all that apply)?

	Responses	Percent
None:	116	23.48%
Oracle:	143	28.95%
SQL Server:	148	29.96%
DB/2:	23	4.66%
Sybase:	15	3.04%
Informix:	12	2.43%
MySQL:	230	46.56%
Ingres:	6	1.21%
If other, please specify :	55	11%
Total Responded to this question:		494
Total who skipped this question:		0
Total:		494



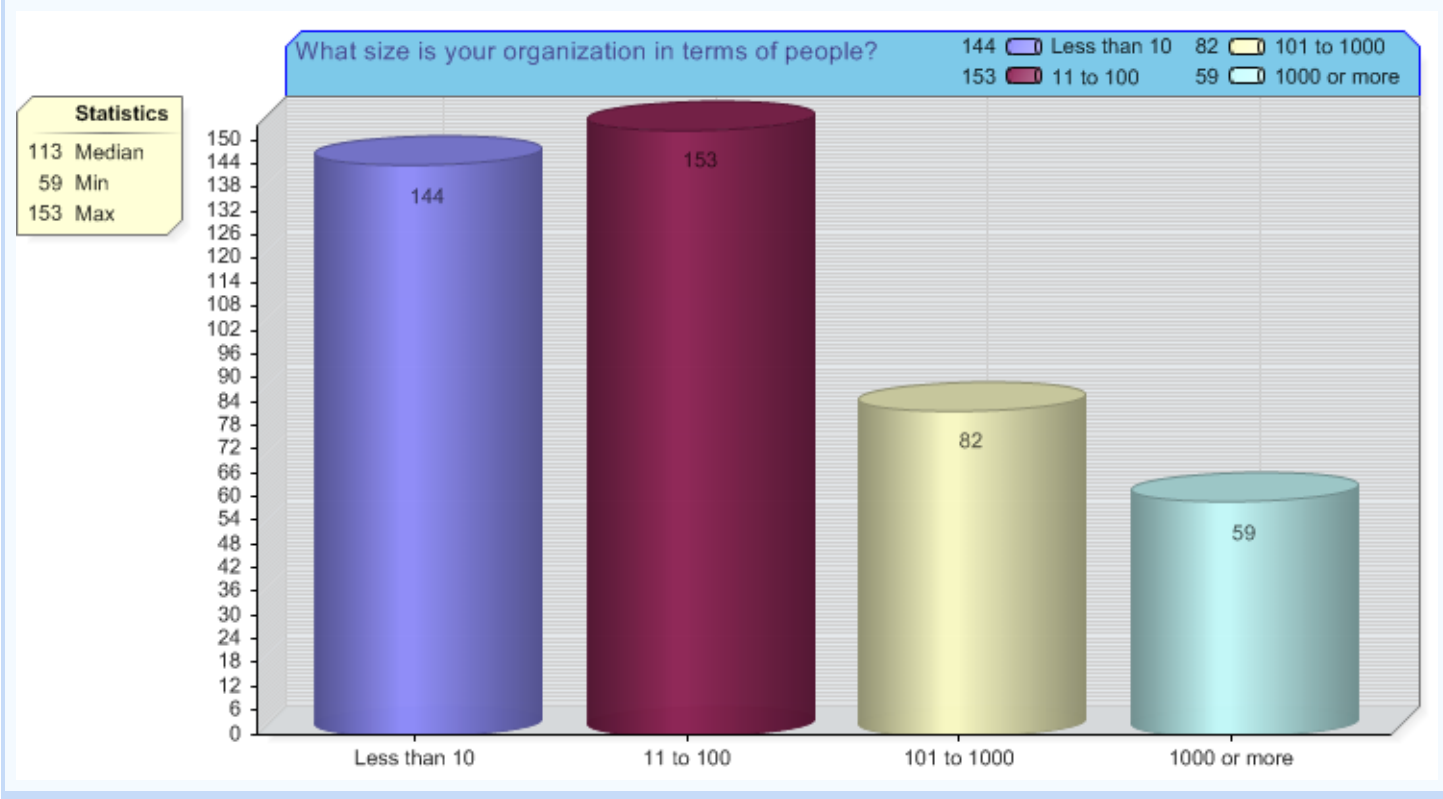
5. What size is your organization in terms of revenue?

	Responses	Percent
Non-profit or Government:	105	21.26%
Less than \$250K:	116	23.48%
\$250K to 1M:	88	17.81%
1 to \$10M:	94	19.03%
10 to \$100M:	52	10.53%
\$100M or more:	39	7.89%
Total Responded to this question:	494	100%
Total who skipped this question:	0	0%
Total:	494	100%









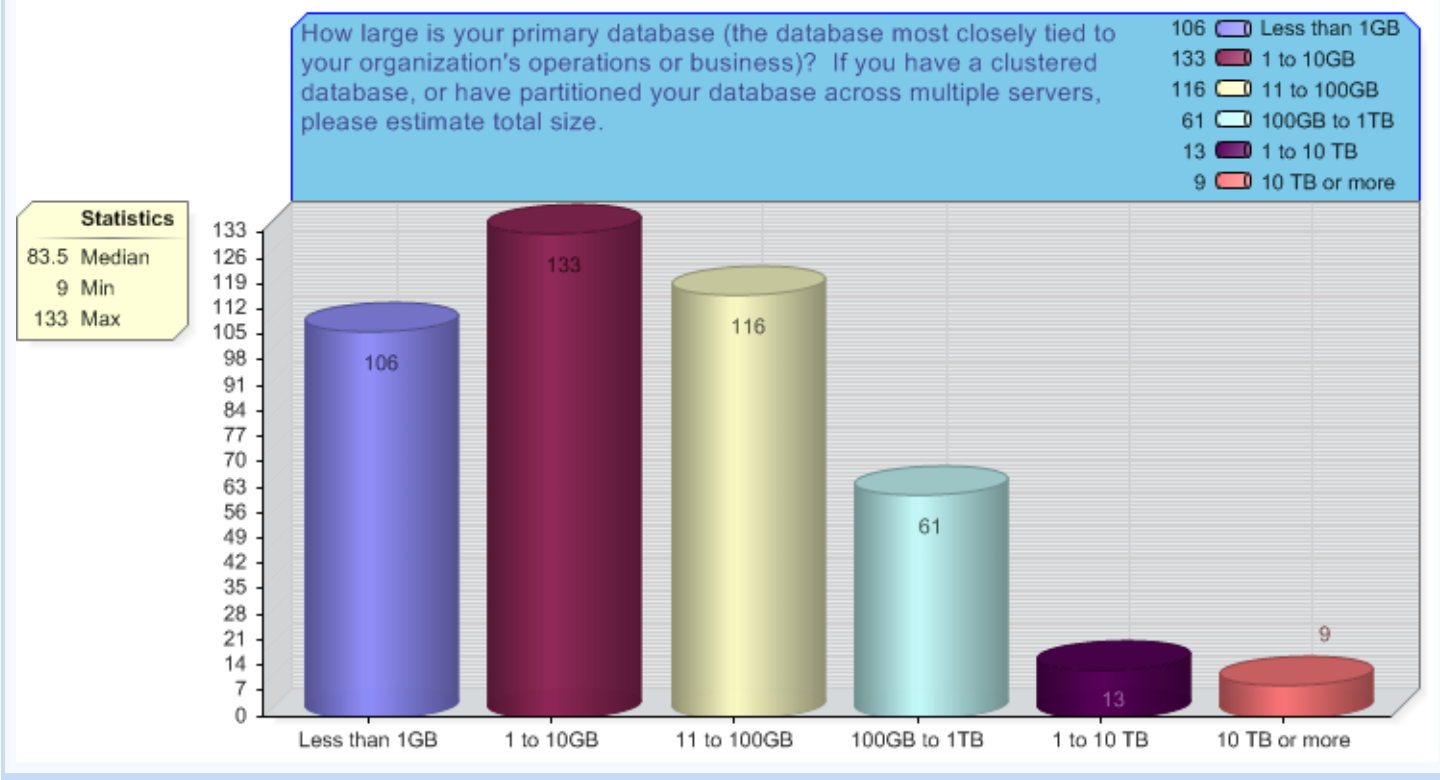
6. What size is your organization in terms of people?

		Responses	Percent
Less than 10:	<div><div></div></div>	144	32.88%
11 to 100:	<div><div></div></div>	153	34.93%
101 to 1000:	<div><div></div></div>	82	18.72%
1000 or more:	<div><div></div></div>	59	13.47%
Total Responded to this question:		438	88.66%
Total who skipped this question:		56	11.34%
Total:		494	100%



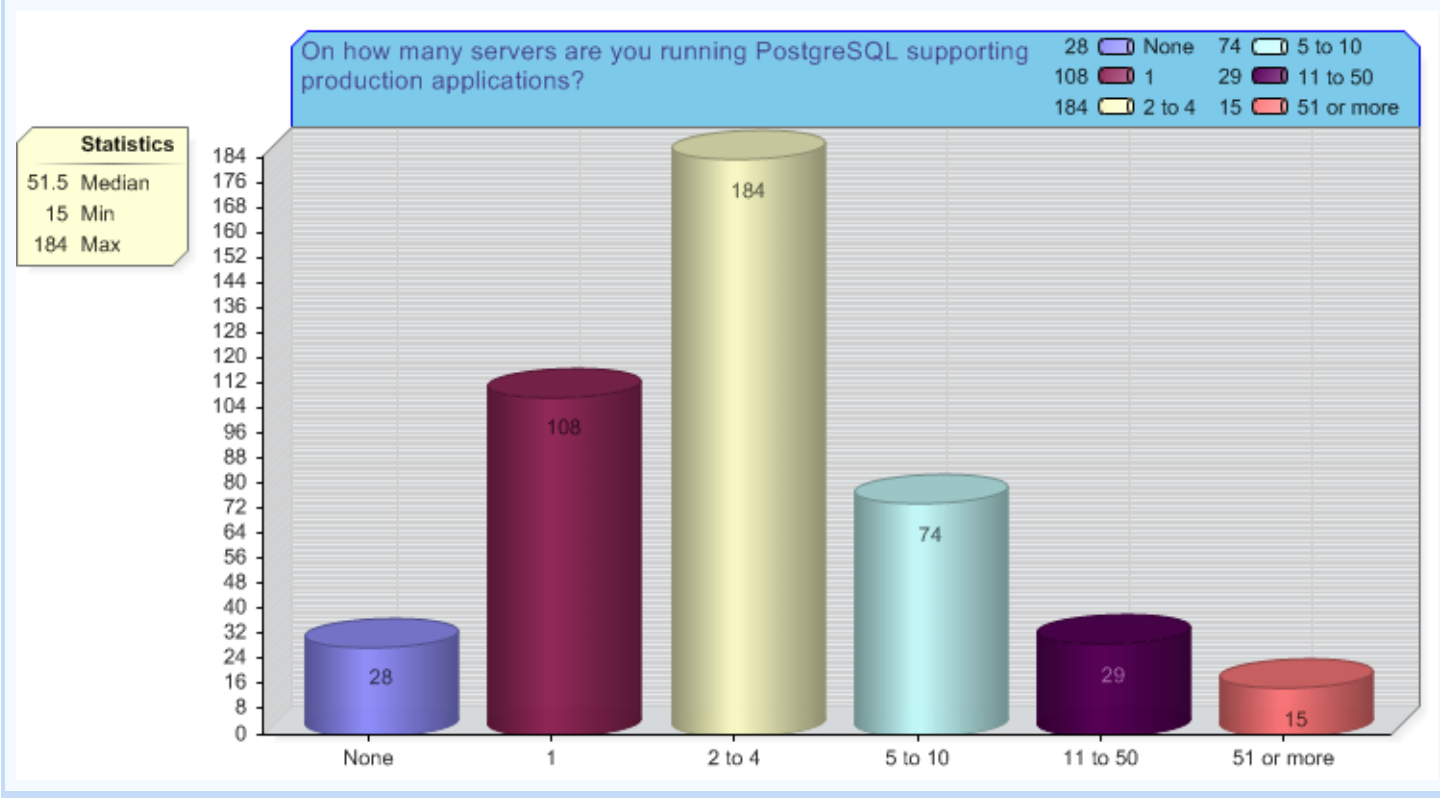
7. How large is your primary database (the database most closely tied to your organization's operations or business)? If you have a clustered database, or have partitioned your database across multiple servers, please estimate total size.

	Responses	Percent
Less than 1GB: 	106	24.2%
1 to 10GB: 	133	30.37%
11 to 100GB: 	116	26.48%
100GB to 1TB: 	61	13.93%
1 to 10 TB: 	13	2.97%
10 TB or more: 	9	2.05%
Total Responded to this question:	438	88.66%
Total who skipped this question:	56	11.34%
Total:	494	100%



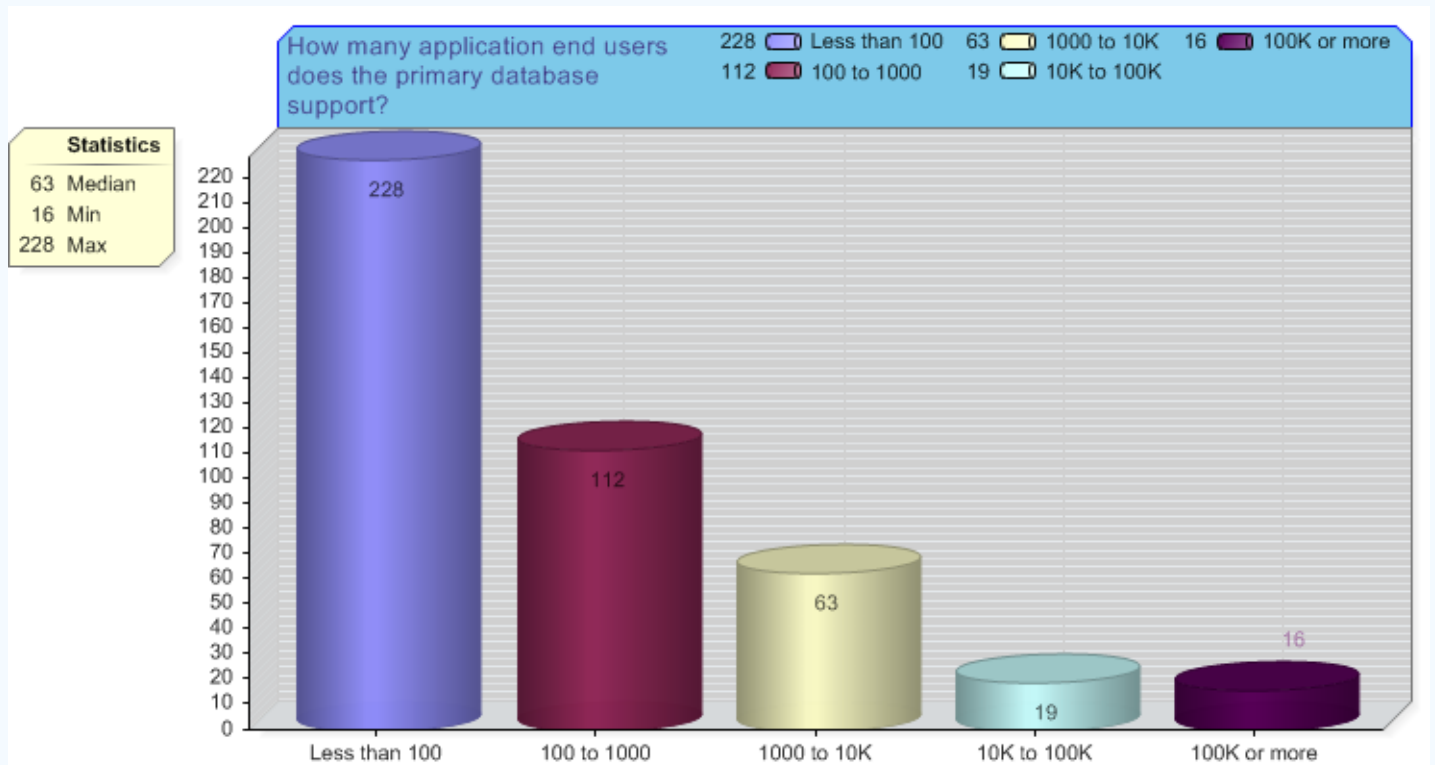
8. On how many servers are you running PostgreSQL supporting production applications?

	Responses	Percent
None:	28	6.39%
1:	108	24.66%
2 to 4:	184	42.01%
5 to 10:	74	16.89%
11 to 50:	29	6.62%
51 or more:	15	3.42%
Total Responded to this question:	438	88.66%
Total who skipped this question:	56	11.34%
Total:	494	100%



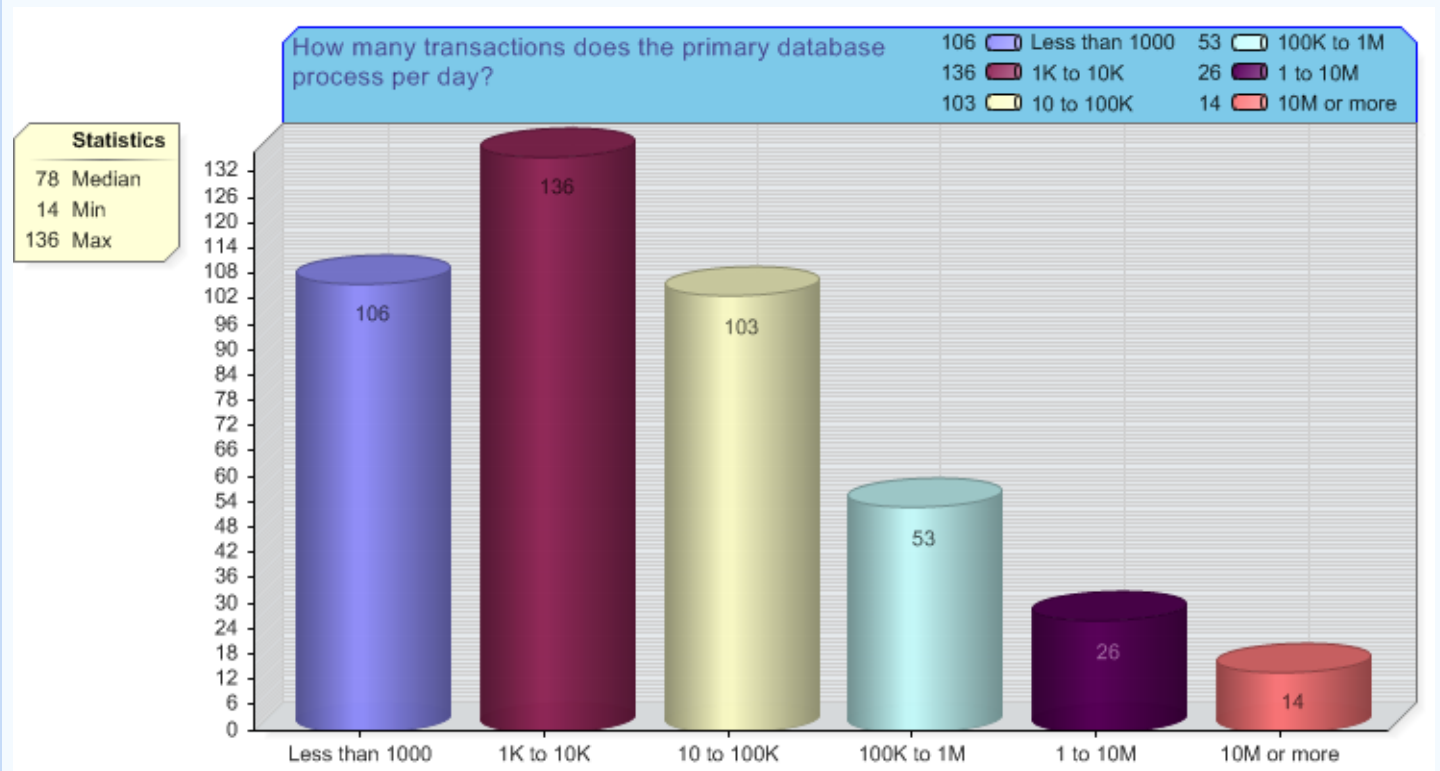
9. How many application end users does the primary database support?

	Responses	Percent
Less than 100:	228	52.05%
100 to 1000:	112	25.57%
1000 to 10K:	63	14.38%
10K to 100K:	19	4.34%
100K or more:	16	3.65%
Total Responded to this question:	438	88.66%
Total who skipped this question:	56	11.34%
Total:	494	100%



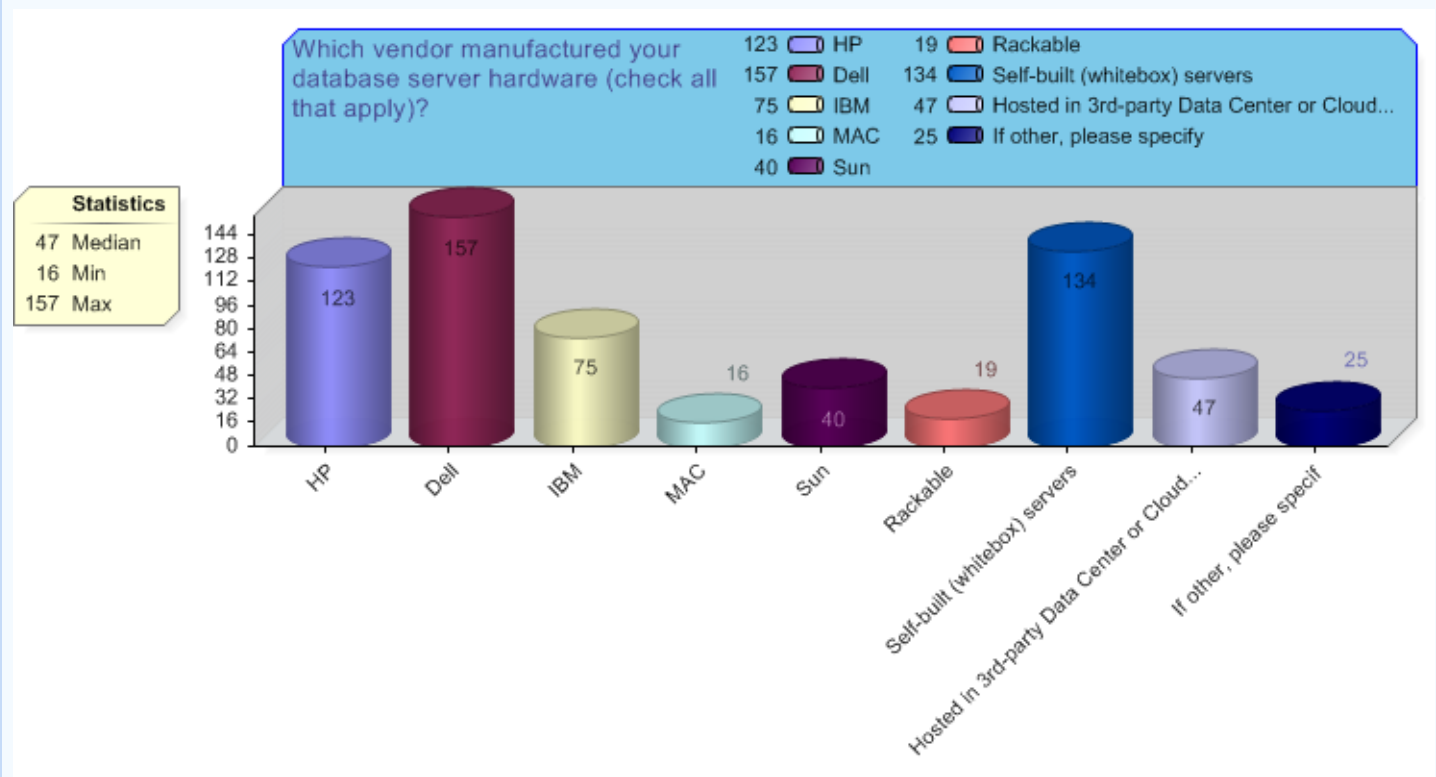
10. How many transactions does the primary database process per day?

		Responses	Percent
Less than 1000:		106	24.2%
1K to 10K:		136	31.05%
10 to 100K:		103	23.52%
100K to 1M:		53	12.1%
1 to 10M:		26	5.94%
10M or more:		14	3.2%
Total Responded to this question:		438	88.66%
Total who skipped this question:		56	11.34%
Total:		494	100%



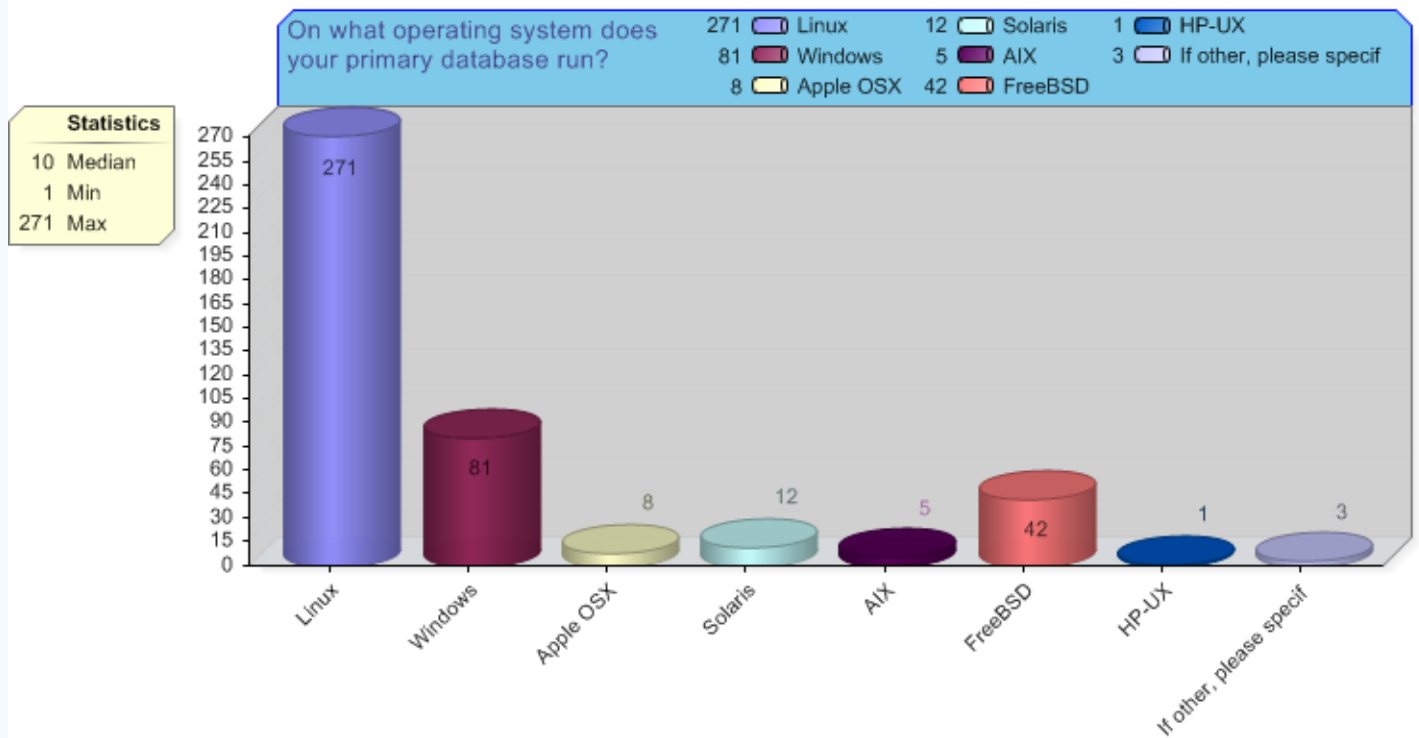
11. Which vendor manufactured your database server hardware (check all that apply)?

	Responses	Percent
HP:	123	29.15%
Dell:	157	37.2%
IBM:	75	17.77%
MAC:	16	3.79%
Sun:	40	9.48%
Rackable:	19	4.5%
Self-built (whitebox) servers:	134	31.75%
Hosted in 3rd-party Data Center or Cloud:	47	11.14%
If other, please specify :	25	5%
Total Responded to this question:	422	85.43%
Total who skipped this question:	72	14.57%
Total:	494	100%



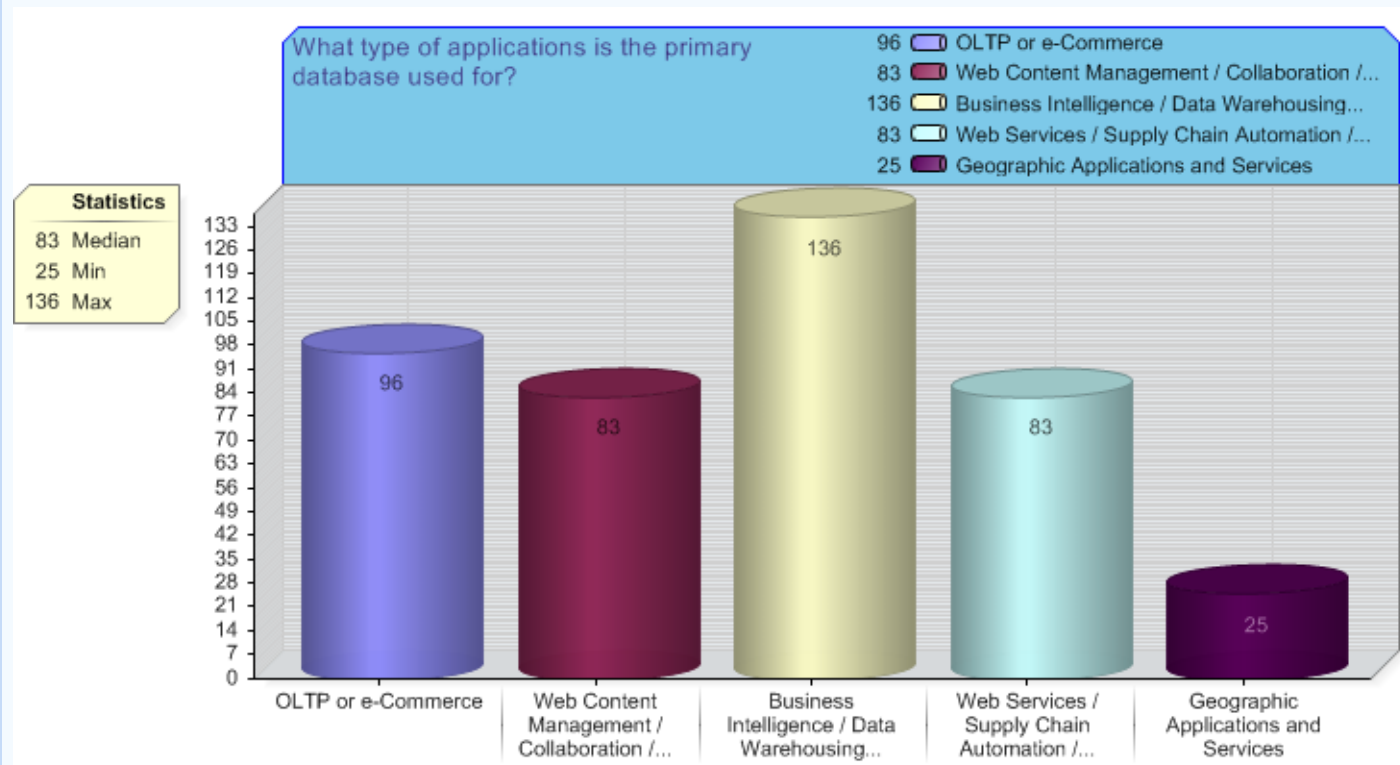
12. On what operating system does your primary database run?

	Responses	Percent
Linux:	271	64.22%
Windows:	81	19.19%
Apple OSX:	8	1.9%
Solaris:	12	2.84%
AIX:	5	1.18%
FreeBSD:	42	9.95%
HP-UX:	1	0.24%
If other, please specify :	3	0.71%
Total Responded to this question:	422	85.43%
Total who skipped this question:	72	14.57%
Total:	494	100%



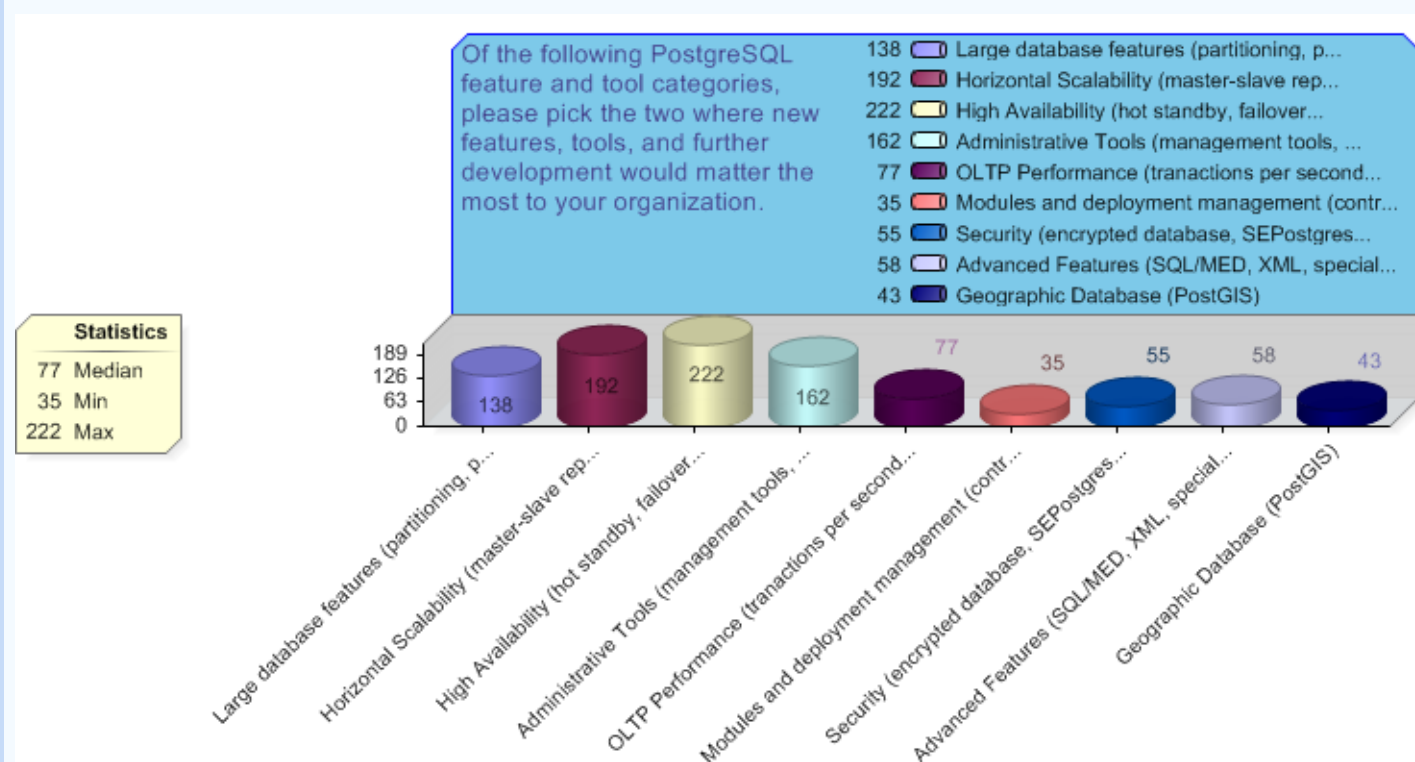
13. What type of applications is the primary database used for?

	Responses	Percent
OLTP or e-Commerce:	96	22.75%
Web Content Management / Collaboration / Social Network:	83	19.67%
Business Intelligence / Data Warehousing / Information Publishing:	136	32.23%
Web Services / Supply Chain Automation / Business Integration:	83	19.67%
Geographic Applications and Services:	25	5.92%
Total Responded to this question:	422	85.43%
Total who skipped this question:	72	14.57%
Total:	494	100%



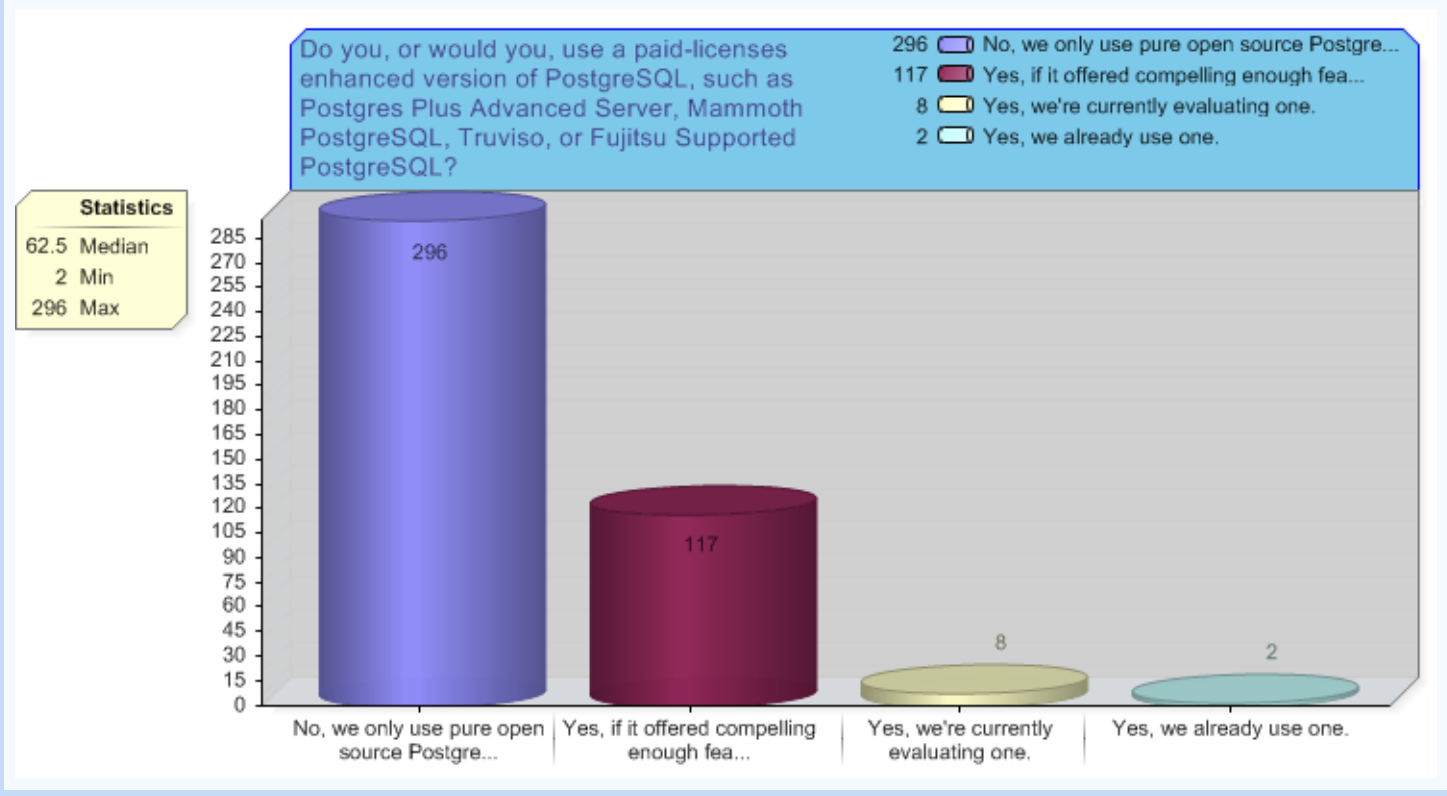
14. Of the following PostgreSQL feature and tool categories, please pick the two where new features, tools, and further development would matter the most to your organization.

	Responses	Percent
Large database features (partitioning, parallel query, etc.):	138	32.7%
Horizontal Scalability (master-slave replication, async clustering):	192	45.5%
High Availability (hot standby, failover, load balancing):	222	52.61%
Administrative Tools (management tools, backup, monitoring):	162	38.39%
OLTP Performance (transactions per second):	77	18.25%
Modules and deployment management (contrib, disk images, installers, 3rd-party modules):	35	8.29%
Security (encrypted database, SEPostgres, Role-based management):	55	13.03%
Advanced Features (SQL/MED, XML, special data types):	58	13.74%
Geographic Database (PostGIS):	43	10.19%
Total Responded to this question:	422	85.43%
Total who skipped this question:	72	14.57%
Total:	494	100%











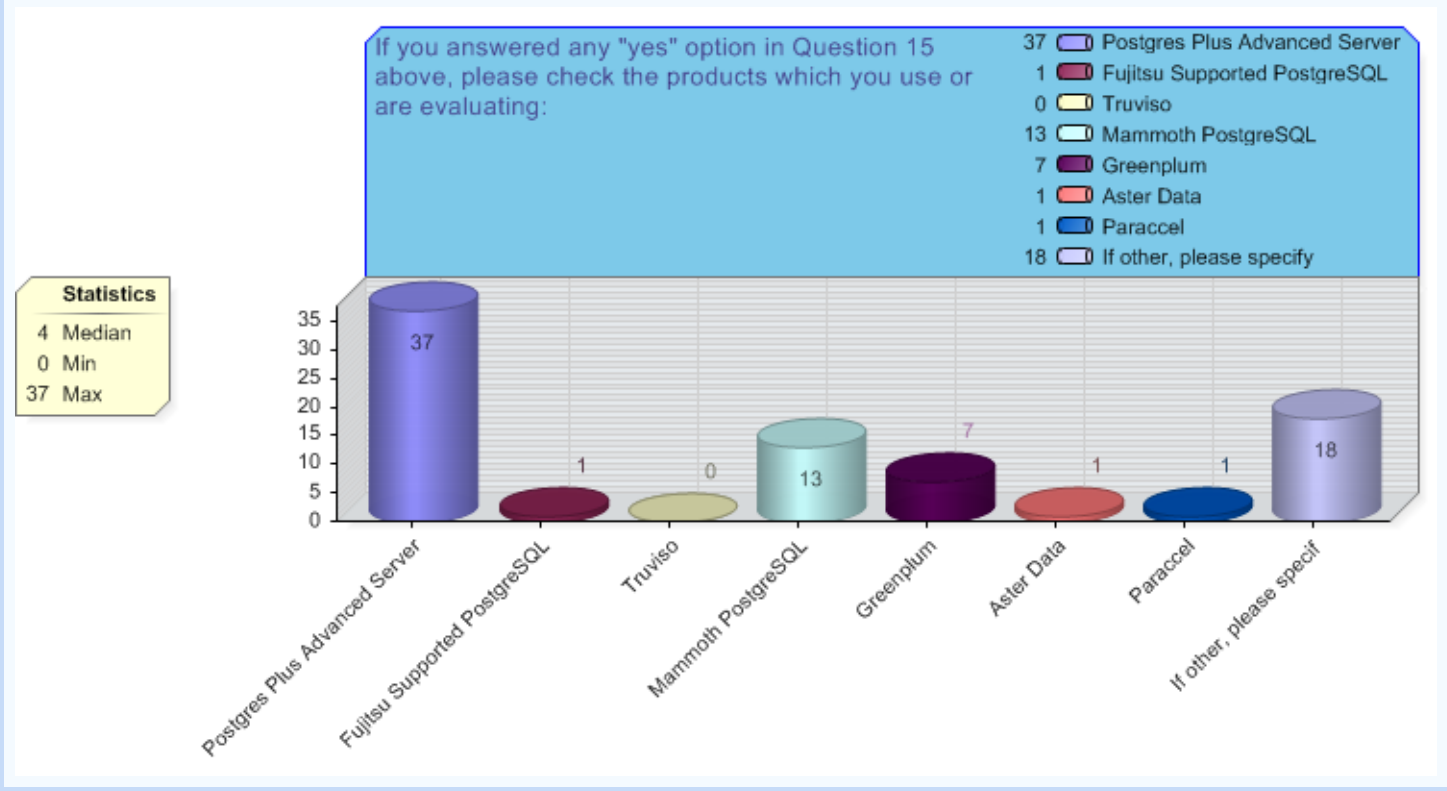
15. Do you, or would you, use a paid-licenses enhanced version of PostgreSQL, such as Postgres Plus Advanced Server, Mammoth PostgreSQL, Truviso, or Fujitsu Supported PostgreSQL?

	Responses	Percent
No, we only use pure open source PostgreSQL.:	296	70.14%
Yes, if it offered compelling enough features.:	117	27.73%
Yes, we're currently evaluating one.:	8	1.9%
Yes, we already use one.:	2	0.47%
Total Responded to this question:	422	85.43%
Total who skipped this question:	72	14.57%
Total:	494	100%



16. If you answered any "yes" option in Question 15 above, please check the products which you use or are evaluating:

	Responses	Percent
Postgres Plus Advanced Server: 	37	47.44%
Fujitsu Supported PostgreSQL: 	1	1.28%
Truviso: 	0	0%
Mammoth PostgreSQL: 	13	16.67%
Greenplum: 	7	8.97%
Aster Data: 	1	1.28%
Paracel: 	1	1.28%
If other, please specify : 	18	23.08%
Total Responded to this question:	78	15.79%
Total who skipped this question:	416	84.21%
Total:	494	100%



17. If you answered any "yes" option in Question 16 above, please choose your primary reason for using this enhanced version of PostgreSQL?

	Responses	Percent
Features mainstream PostgreSQL doesn't have, like streaming or clustering.:	38	48.72%
Packaging, integration and deployment:	4	5.13%
Support and Quality assurance.:	13	16.67%
Included Management Tools:	11	14.1%
General Performance:	3	3.85%
If other, please specify :	9	11.54%
Total Responded to this question:	78	15.79%
Total who skipped this question:	416	84.21%
Total:	494	100%

